


# REDUX™ WAVE SPRINGS

● Stainless Steel 17-7 PH


LEE STOCK NUMBER	HOLE DIAMETER		ROD DIAMETER		NOMINAL LOAD		WORKING HEIGHT		FREE HEIGHT		WIRE THICKNESS X RADIAL WALL		TURNS No.	WAVES PER TURN No.	SPRING RATE		PRICE GROUP							
	MM	IN	MM	IN	N	LB	MM	IN	MM	IN	MM	IN			N/MM	LB/IN								
LW06 006 0152S	6.00	0.236	4.00	0.157	6.00	1.35	0.61	0.024	1.52	0.060	0.13 X 0.51	0.005 X 0.020	3	2.5	6.56	37.457	K							
LW06 006 0203S							0.81	0.032	2.03	0.080			4		4.92	28.093	L							
LW06 006 0254S							1.02	0.040	2.54	0.100			5		3.94	22.497	L							
LW06 006 0305S							1.22	0.048	3.05	0.120			6		3.28	18.728	L							
LW06 006 0356S							1.42	0.056	3.56	0.140			7		2.81	16.045	M							
LW06 006 0406S							1.63	0.064	4.06	0.160			8		2.46	14.046	N							
LW06 006 0457S							1.83	0.072	4.57	0.180			9		2.19	12.505	P							
LW06 006 0559S					2.24	0.088	5.59	0.220	11	1.79			10.221		Q									
LW06 006 0660S					2.64	0.104	6.60	0.260	13	1.51			8.622		R									
LW06 012 0152S					6.35	0.250	3.81	0.150	12.00	2.70			0.74		0.029	1.52	0.060	0.15 X 0.61	0.006 X 0.024	3	2.5	15.24	87.019	K
LW06 012 0203S													0.97		0.038	2.03	0.080			4		11.25	64.236	L
LW06 012 0254S													1.22		0.048	2.54	0.100			5		9.09	51.903	L
LW06 012 0305S													1.47		0.058	3.05	0.120			6		7.62	43.509	L
LW06 012 0356S	1.70	0.067	3.56	0.140							7	6.47	36.943	M										
LW06 012 0406S	1.96	0.077	4.06	0.160							8	5.69	32.489	N										
LW06 012 0457S	2.18	0.086	4.57	0.180							9	5.03	28.721	P										
LW06 012 0559S	2.69	0.106	5.59	0.220					11	4.14	23.639	Q												
LW06 012 0660S	3.18	0.125	6.60	0.260					13	3.50	19.985	R												
LW 025 02 0075S	7.92	0.312	5.08	0.200					8.90	2.00	0.84	0.033	1.91	0.075	0.15 X 0.61	0.006 X 0.024	3			2.5		8.41	48.000	L
LW 025 02 0100S											1.27	0.050	2.54	0.100			4					7.01	40.000	L
LW 025 02 0125S											1.52	0.060	3.18	0.125			5					5.43	31.000	L
LW 025 02 0150S											1.91	0.075	3.81	0.150			6					4.73	27.000	N
LW 025 02 0175S					2.16	0.085	4.45	0.175			7	3.85	22.000	P										
LW 025 02 0200S					2.41	0.095	5.08	0.200			8	3.33	19.000	Q										
LW 025 02 0225S					3.05	0.120	5.72	0.225			9	3.33	19.000	Q										
LW 025 02 0275S					3.56	0.140	6.99	0.275	11	2.63	15.000	R												
LW 025 02 0325S					4.32	0.170	8.26	0.325	13	2.28	13.000	T												
LW 025 05 0075S					22.24	5.00	8.90	2.00	22.24	5.00	0.94	0.037	1.91	0.075			0.20 X 0.61	0.008 X 0.024	3		2.5	23.12	132.000	L
LW 025 05 0100S											1.22	0.048	2.54	0.100					4			16.81	96.000	L
LW 025 05 0125S											1.65	0.065	3.18	0.125					5			14.54	83.000	L
LW 025 05 0150S											1.91	0.075	3.81	0.150					6			11.73	67.000	N
LW 025 05 0175S	2.29	0.090	4.45	0.175							7	10.33	59.000	P										
LW 025 05 0200S	2.54	0.100	5.08	0.200							8	8.76	50.000	Q										
LW 025 05 0225S	3.05	0.120	5.72	0.225							9	8.41	48.000	R										
LW 025 05 0275S	3.76	0.148	6.99	0.275					11	6.83	39.000	T												
LW 025 05 0325S	4.45	0.175	8.26	0.325					13	5.78	33.000	W												
LW 031 03 0114S	26.69	6.00	13.34	3.00					13.34	3.00	1.78	0.070	2.90	0.114	0.20 X 0.61	0.008 X 0.024			3	2.5		11.91	68.000	L
LW 031 03 0152S											2.44	0.096	3.86	0.152					4			9.46	54.000	L
LW 031 03 0190S											3.00	0.118	4.83	0.190					5			7.36	42.000	L
LW 031 03 0228S											3.68	0.145	5.79	0.228					6			6.30	36.000	N
LW 031 03 0266S					4.19	0.165	6.76	0.266			7	5.25	30.000	N										
LW 031 03 0304S					4.95	0.195	7.72	0.304			8	4.90	28.000	P										
LW 031 03 0342S					5.46	0.215	8.69	0.342			9	4.20	24.000	Q										
LW 031 03 0418S					6.65	0.262	10.62	0.418	11	3.33	19.000	V												
LW 031 03 0494S					7.85	0.309	12.55	0.494	13	2.80	16.000	V												
LW 031 06 0114S					26.69	6.00	26.69	6.00	26.69	6.00	1.83	0.072	2.90	0.114			0.25 X 0.81	0.010 X 0.032	3		2.5	25.04	143.000	L
LW 031 06 0152S											2.44	0.096	3.86	0.152					4			18.74	107.000	L
LW 031 06 0190S											3.12	0.123	4.83	0.190					5			15.76	90.000	N
LW 031 06 0228S											3.66	0.144	5.79	0.228					6			12.43	71.000	P
LW 031 06 0266S	4.47	0.176	6.76	0.266							7	11.73	67.000	Q										
LW 031 06 0304S	5.00	0.197	7.72	0.304							8	9.81	56.000	Q										
LW 031 06 0342S	5.77	0.227	8.69	0.342							9	9.11	52.000	T										
LW 031 06 0418S	7.06	0.278	10.62	0.418					11	7.53	43.000	T												
LW 031 06 0494S	8.53	0.336	12.55	0.494					13	6.66	38.000	W												

# REDUX™ WAVE SPRINGS



## ● Stainless Steel 17-7 PH

LEE STOCK NUMBER	HOLE DIAMETER		ROD DIAMETER		NOMINAL LOAD		WORKING HEIGHT		FREE HEIGHT		WIRE THICKNESS X RADIAL WALL		TURNS No.	WAVES PER TURN No.	SPRING RATE		PRICE GROUP										
	MM	IN	MM	IN	N	LB	MM	IN	MM	IN	MM	IN			N/MM	LB/IN											
LWM08 015 0282S	8.00	0.315	5.00	0.197	15.00	3.37	1.70	0.067	2.82	0.111	0.20 X 0.81	0.008 X 0.032	3	2.5	13.42	76.627	L										
LWM08 015 0376S							2.39	0.094	3.76	0.148					10.94	62.466	L										
LWM08 015 0470S							2.74	0.108	4.70	0.185					7.67	43.795	L										
LWM08 015 0564S							3.56	0.140	5.64	0.222					7.20	41.111	N										
LWM08 015 0658S							4.01	0.158	6.58	0.259					5.85	33.403	N										
LWM08 015 0752S							4.57	0.180	7.52	0.296					5.09	29.063	P										
LWM08 015 0846S							5.26	0.207	8.46	0.333					4.69	26.779	Q										
LWM08 015 1034S					6.35	0.250	10.34	0.407	3.76	21.469			V														
LWM08 015 1222S					7.37	0.290	12.22	0.481	3.09	17.644			V														
LWM08 030 0282S					9.53	0.375	6.35	0.250	30.00	6.74			1.78	0.070	2.82	0.111	0.25 X 0.81	0.010 X 0.032	3	2.5	28.81	164.502	L				
LWM08 030 0376S													2.54	0.100	3.76	0.148					24.61	140.521	L				
LWM08 030 0470S													3.05	0.120	4.70	0.185					18.17	103.749	L				
LWM08 030 0564S													3.81	0.150	5.64	0.222					16.40	93.642	N				
LWM08 030 0658S	4.32	0.170	6.58	0.259							13.27	75.770	N														
LWM08 030 0752S	4.95	0.195	7.52	0.296							11.69	66.749	P														
LWM08 030 0846S	5.59	0.220	8.46	0.333							10.45	59.668	Q														
LWM08 030 1034S	6.86	0.270	10.34	0.407					8.62	49.219	V																
LWM08 030 1222S	7.87	0.310	12.22	0.481					6.91	39.455	V																
LW 038 04 0150S	9.53	0.375	6.35	0.250					17.79	4.00	1.57	0.062	3.81	0.150	0.20 X 0.81	0.008 X 0.032			3	2.5	7.88	45.000	M				
LW 038 04 0200S											2.49	0.098	5.08	0.200							6.83	39.000	M				
LW 038 04 0250S											2.74	0.108	6.35	0.250							4.90	28.000	M				
LW 038 04 0300S											3.43	0.135	7.62	0.300							4.20	24.000	N				
LW 038 04 0350S					3.81	0.150	8.89	0.350			3.50	20.000	P														
LW 038 04 0400S					4.67	0.184	10.16	0.400			3.33	19.000	R														
LW 038 04 0450S					4.95	0.195	11.43	0.450			2.80	16.000	S														
LW 038 04 0500S					5.79	0.228	12.70	0.500	2.63	15.000	T																
LW 038 04 0550S					6.10	0.240	13.97	0.550	2.28	13.000	T																
LW 038 07 0150S					31.14	7.00	2.06	0.081	3.81	0.150	0.28 X 0.81	0.011 X 0.032	3	2.5			17.69	101.000	M								
LW 038 07 0200S																	3.02	0.119	5.08	0.200	15.06	86.000	N				
LW 038 07 0250S	3.68	0.145	6.35	0.250											11.73	67.000	P										
LW 038 07 0300S	4.57	0.180	7.62	0.300											10.16	58.000	Q										
LW 038 07 0350S	5.13	0.202	8.89	0.350											8.23	47.000	Q										
LW 038 07 0400S	6.10	0.240	10.16	0.400											7.71	44.000	Q										
LW 038 07 0450S	6.65	0.262	11.43	0.450											6.48	37.000	T										
LW 038 07 0500S	7.57	0.298	12.70	0.500											6.13	35.000	T										
LW 038 07 0550S	8.31	0.327	13.97	0.550											5.43	31.000	T										
LWM10 018 0396S	10.00	0.394	7.00	0.276											18.00	4.05	1.91	0.075	3.96	0.156	0.20 X 0.81	0.008 X 0.032	3	2.5	8.75	49.962	L
LWM10 018 0528S																	2.54	0.100	5.28	0.208					6.56	37.457	M
LWM10 018 0660S					3.15	0.124	6.60	0.260	5.21	29.749	M																
LWM10 018 0792S					3.78	0.149	7.92	0.312	4.35	24.838	N																
LWM10 018 0925S					4.42	0.174	9.25	0.364	3.73	21.298	P																
LWM10 018 1057S					5.05	0.199	10.57	0.416	3.27	18.671	R																
LWM10 018 1189S					5.69	0.224	11.89	0.468	2.90	16.559	S																
LWM10 018 1321S					6.32	0.249	13.21	0.520	2.61	14.903	T																
LWM10 018 1453S					6.96	0.274	14.53	0.572	2.38	13.590	U																
LWM10 035 0396S					35.00	7.87	2.03	0.080	3.96	0.156	0.28 X 0.81	0.011 X 0.032	3	2.5	18.13	103.520	L										
LWM10 035 0528S															2.79	0.110	5.28	0.208	14.06	80.281			M				
LWM10 035 0660S															3.56	0.140	6.60	0.260	11.48	65.550			M				
LWM10 035 0792S															4.32	0.170	7.92	0.312	9.70	55.386			N				
LWM10 035 0925S	5.08	0.200	9.25	0.364											8.40	47.963	P										
LWM10 035 1057S	5.84	0.230	10.57	0.416											7.41	42.310	R										
LWM10 035 1189S	6.60	0.260	11.89	0.468											6.62	37.800	S										
LWM10 035 1321S	7.37	0.290	13.21	0.520											5.99	34.202	T										
LWM10 035 1453S	8.13	0.320	14.53	0.572											5.47	31.233	U										




# REDUX™ WAVE SPRINGS

● Stainless Steel 17-7 PH


LEE STOCK NUMBER	HOLE DIAMETER		ROD DIAMETER		NOMINAL LOAD		WORKING HEIGHT		FREE HEIGHT		WIRE THICKNESS X RADIAL WALL		TURNS No.	WAVES PER TURN No.	SPRING RATE		PRICE GROUP										
	MM	IN	MM	IN	N	LB	MM	IN	MM	IN	MM	IN			N/MM	LB/IN											
LW 044 04 0165S	11.10	0.437	7.14	0.281	17.79	4.00	1.60	0.063	4.19	0.165	0.20 X 1.02	0.008 X 0.040	3	2.5	6.83	39.000	M										
LW 044 04 0220S							2.36	0.093	5.59	0.220					5.43	31.000	N										
LW 044 04 0275S							2.77	0.109	6.99	0.275					4.20	24.000	P										
LW 044 04 0330S							3.63	0.143	8.38	0.330					3.68	21.000	Q										
LW 044 04 0385S							4.06	0.160	9.78	0.385					3.15	18.000	Q										
LW 044 04 0440S							4.95	0.195	11.18	0.440					2.80	16.000	Q										
LW 044 04 0495S							5.33	0.210	12.57	0.495					2.45	14.000	R										
LW 044 04 0550S							6.10	0.240	13.97	0.550					2.28	13.000	S										
LW 044 04 0605S							6.60	0.260	15.37	0.605					2.10	12.000	T										
LW 044 08 0165S							12.00	0.472	9.00	0.354					20.00	4.50	2.08	0.082	4.19	0.165	0.28 X 1.17	0.011 X 0.046	4	2.5	16.81	96.000	M
LW 044 08 0220S																	2.92	0.115	5.59	0.220					13.31	76.000	N
LW 044 08 0275S	3.61	0.142	6.99	0.275	10.51	60.000					Q																
LW 044 08 0330S	4.55	0.179	8.38	0.330	9.28	53.000					R																
LW 044 08 0385S	5.03	0.198	9.78	0.385	7.53	43.000					R																
LW 044 08 0440S	5.87	0.231	11.18	0.440	6.66	38.000					R																
LW 044 08 0495S	6.48	0.255	12.57	0.495	5.78	33.000					T																
LW 044 08 0550S	7.37	0.290	13.97	0.550	5.43	31.000					T																
LW 044 08 0605S	8.10	0.319	15.37	0.605	4.90	28.000					X																
LWM12 020 0434S	12.00	0.472	9.00	0.354	20.00	4.50					1.47	0.058	4.34	0.171			0.20 X 1.02	0.008 X 0.040	3	2.5					6.97	39.798	M
LWM12 020 0579S											1.98	0.078	5.79	0.228											5.25	29.977	N
LWM12 020 0724S							2.46	0.097	7.24	0.285	4.19	23.924	Q														
LWM12 020 0869S							2.95	0.116	8.69	0.342	3.48	19.870	R														
LWM12 020 1013S							3.45	0.136	10.13	0.399	2.99	17.073	R														
LWM12 020 1158S							3.94	0.155	11.58	0.456	2.62	14.960	S														
LWM12 020 1303S							4.45	0.175	13.03	0.513	2.33	13.304	T														
LWM12 020 1448S							4.93	0.194	14.48	0.570	2.09	11.934	Y														
LWM12 020 1593S							5.44	0.214	15.93	0.627	1.91	10.906	Z														
LWM12 040 0434S							12.00	0.472	9.00	0.354	40.00	8.99	2.36	0.093	4.34	0.171					0.28 X 1.17	0.011 X 0.046	3	2.5	20.19	115.283	M
LWM12 040 0579S													3.18	0.125	5.79	0.228									15.29	87.304	N
LWM12 040 0724S	3.96	0.156	7.24	0.285	12.21	69.718							Q														
LWM12 040 0869S	4.75	0.187	8.69	0.342	10.16	58.013							R														
LWM12 040 1013S	5.54	0.218	10.13	0.399	8.70	49.676							R														
LWM12 040 1158S	6.32	0.249	11.58	0.456	7.61	43.452							S														
LWM12 040 1303S	7.11	0.280	13.03	0.513	6.76	38.599							T														
LWM12 040 1448S	7.92	0.312	14.48	0.570	6.10	34.830							Y														
LWM12 040 1593S	8.71	0.343	15.93	0.627	5.55	31.690							Z														
LWM12 060 0434S	12.00	0.472	9.00	0.354	60.00	13.49							1.98	0.078	4.34	0.171	0.30 X 1.14	0.012 X 0.045	3	2.5					25.40	145.031	P
LWM12 060 0579S													2.64	0.104	5.79	0.228									19.05	108.774	R
LWM12 060 0724S							3.30	0.130	7.24	0.285	15.24	87.019	S														
LWM12 060 0869S							3.99	0.157	8.69	0.342	12.77	72.915	T														
LWM12 060 1013S							4.65	0.183	10.13	0.399	10.94	62.466	U														
LWM12 060 1158S							5.31	0.209	11.58	0.456	9.56	54.587	V														
LWM12 060 1303S							5.97	0.235	13.03	0.513	8.50	48.534	X														
LWM12 060 1448S							6.63	0.261	14.48	0.570	7.64	43.624	Z														
LWM12 060 1593S							7.29	0.287	15.93	0.627	6.95	39.684	BA														
LW 050 05 0180S							12.70	0.500	7.92	0.312	22.24	5.00	1.57	0.062	4.57	0.180					0.20 X 1.42	0.008 X 0.056	3	2.5	7.36	42.000	M
LW 050 05 0240S													2.29	0.090	6.10	0.240									5.78	33.000	N
LW 050 05 0300S	2.72	0.107	7.62	0.300	4.55	26.000							Q														
LW 050 05 0360S	3.45	0.136	9.14	0.360	3.85	22.000							R														
LW 050 05 0420S	3.81	0.150	10.67	0.420	3.33	19.000							R														
LW 050 05 0480S	4.57	0.180	12.19	0.480	2.98	17.000							T														
LW 050 05 0540S	4.95	0.195	13.72	0.540	2.45	14.000							V														
LW 050 05 0600S	5.59	0.220	15.24	0.600	2.28	13.000							Z														
LW 050 05 0660S	6.10	0.240	16.76	0.660	2.10	12.000							Z														

# REDUX™ WAVE SPRINGS



## ● Stainless Steel 17-7 PH

LEE STOCK NUMBER	HOLE DIAMETER		ROD DIAMETER		NOMINAL LOAD		WORKING HEIGHT		FREE HEIGHT		WIRE THICKNESS X RADIAL WALL		TURNS No.	WAVES PER TURN No.	SPRING RATE		PRICE GROUP							
	MM	IN	MM	IN	N	LB	MM	IN	MM	IN	MM	IN			N/MM	LB/IN								
LW 050 10 0180S	12.70	0.500	7.92	0.312	44.48	10.00	1.65	0.065	4.57	0.180	0.25 X 1.47	0.010 X 0.058	3	2.5	15.24	87.000	N							
LW 050 10 0240S							2.34	0.092	6.10	0.240			4		11.91	68.000	Q							
LW 050 10 0300S							2.90	0.114	7.62	0.300			5		9.46	54.000	R							
LW 050 10 0360S							3.73	0.147	9.14	0.360			6		8.23	47.000	S							
LW 050 10 0420S							4.11	0.162	10.67	0.420			7		6.83	39.000	T							
LW 050 10 0480S							4.98	0.196	12.19	0.480			8		6.13	35.000	W							
LW 050 10 0540S							5.26	0.207	13.72	0.540			9		5.25	30.000	Y							
LW 050 10 0600S					6.25	0.246	15.24	0.600	10	4.90			28.000		Z									
LW 050 10 0660S					6.71	0.264	16.76	0.660	11	4.38			25.000		Z									
LW 050 15 0180S					14.00	0.551	10.00	0.394	66.72	15.00			1.91		0.075	4.57	0.180	0.30 X 1.52	0.012 X 0.060	3	2.5	25.04	143.000	P
LW 050 15 0240S													2.79		0.110	6.10	0.240			4		20.14	115.000	R
LW 050 15 0300S	3.45	0.136	7.62	0.300							5	15.94	91.000	S										
LW 050 15 0360S	4.24	0.167	9.14	0.360							6	13.66	78.000	T										
LW 050 15 0420S	4.62	0.182	10.67	0.420							7	11.03	63.000	V										
LW 050 15 0480S	5.49	0.216	12.19	0.480							8	9.98	57.000	X										
LW 050 15 0540S	6.10	0.240	13.72	0.540							9	8.76	50.000	X										
LW 050 15 0600S	7.11	0.280	15.24	0.600					10	8.23	47.000	BC												
LW 050 15 0660S	7.92	0.312	16.76	0.660					11	7.53	43.000	BA												
LWM14 022 0495S	14.00	0.551	10.00	0.394					22.00	4.95	2.18	0.086	4.95	0.195	0.23 X 1.47	0.009 X 0.058	3			2.5		7.95	45.394	P
LWM14 022 0660S											2.95	0.116	6.60	0.260			4					6.01	34.316	P
LWM14 022 0826S					3.71	0.146	8.26	0.325			5	4.84	27.636	R										
LWM14 022 0991S					4.52	0.178	9.91	0.390			6	4.09	23.353	S										
LWM14 022 1156S					5.33	0.210	11.56	0.455			7	3.54	20.213	V										
LWM14 022 1321S					6.17	0.243	13.21	0.520			8	3.13	17.872	W										
LWM14 022 1486S					7.01	0.276	14.86	0.585			9	2.80	15.988	X										
LWM14 022 1651S					7.85	0.309	16.51	0.650	10	2.54	14.503	Z												
LWM14 022 1816S					8.71	0.343	18.16	0.715	11	2.33	13.304	Z												
LWM14 050 0495S					9.00	0.354	80.00	17.99	50.00	11.24	2.18	0.086	4.95	0.195			0.38 X 1.52	0.015 X 0.060	3		2.5	18.06	103.121	Q
LWM14 050 0660S											2.95	0.116	6.60	0.260					4			13.67	78.054	R
LWM14 050 0826S	3.71	0.146	8.26	0.325							5	11.00	62.809	V										
LWM14 050 0991S	4.52	0.178	9.91	0.390							6	9.29	53.045	V										
LWM14 050 1156S	5.33	0.210	11.56	0.455							7	8.03	45.850	X										
LWM14 050 1321S	6.17	0.243	13.21	0.520							8	7.11	40.597	Z										
LWM14 050 1486S	7.01	0.276	14.86	0.585							9	6.37	36.372	Z										
LWM14 050 1651S	7.85	0.309	16.51	0.650					10	5.77	32.946	BC												
LWM14 050 1816S	8.71	0.343	18.16	0.715					11	5.29	30.205	BD												
LWM14 080 0495S	14.27	0.562	9.53	0.375					22.24	5.00	3.15	0.124	4.95	0.195	0.23 X 1.47	0.009 X 0.058			3	2.5		44.36	253.291	Q
LWM14 080 0660S											4.19	0.165	6.60	0.260					4			33.15	189.283	R
LWM14 080 0826S					5.26	0.207	8.26	0.325			5	26.69	152.397	V										
LWM14 080 0991S					6.30	0.248	9.91	0.390			6	22.18	126.646	V										
LWM14 080 1156S					7.34	0.289	11.56	0.455			7	18.97	108.317	X										
LWM14 080 1321S					8.41	0.331	13.21	0.520			8	16.66	95.127	Z										
LWM14 080 1486S					9.45	0.372	14.86	0.585			9	14.79	84.449	Z										
LWM14 080 1651S					10.49	0.413	16.51	0.650	10	13.29	75.885	BC												
LWM14 080 1816S					11.56	0.455	18.16	0.715	11	12.11	69.147	BD												
LW 056 05 0195S					14.27	0.562	9.53	0.375	22.24	5.00	2.03	0.080	4.95	0.195			0.23 X 1.47	0.009 X 0.058	3		2.5	7.53	43.000	P
LW 056 05 0260S											3.18	0.125	6.60	0.260					4			6.48	37.000	P
LW 056 05 0325S	3.43	0.135	8.26	0.325							5	4.55	26.000	P										
LW 056 05 0390S	4.57	0.180	9.91	0.390							6	4.20	24.000	S										
LW 056 05 0455S	4.83	0.190	11.56	0.455							7	3.33	19.000	V										
LW 056 05 0520S	5.84	0.230	13.21	0.520							8	2.98	17.000	W										
LW 056 05 0585S	6.60	0.260	14.86	0.585							9	2.63	15.000	Y										
LW 056 05 0650S	7.24	0.285	16.51	0.650					10	2.45	14.000	Z												
LW 056 05 0715S	8.00	0.315	18.16	0.715					11	2.28	13.000	Z												




# REDUX™ WAVE SPRINGS

● Stainless Steel 17-7 PH

LEE STOCK NUMBER	HOLE DIAMETER		ROD DIAMETER		NOMINAL LOAD		WORKING HEIGHT		FREE HEIGHT		WIRE THICKNESS X RADIAL WALL		TURNS No.	WAVES PER TURN No.	SPRING RATE		PRICE GROUP									
	MM	IN	MM	IN	N	LB	MM	IN	MM	IN	MM	IN			N/MM	LB/IN										
LW 056 11 0195S	14.27	0.562	9.53	0.375	48.93	11.00	2.18	0.086	4.95	0.195	0.30 X 1.52	0.012 X 0.060	3	2.5	17.69	101.000	P									
LW 056 11 0260S							3.12	0.123	6.60	0.260			4		14.01	80.000	P									
LW 056 11 0325S							3.68	0.145	8.26	0.325			5		10.68	61.000	P									
LW 056 11 0390S							4.75	0.187	9.91	0.390			6		9.46	54.000	S									
LW 056 11 0455S							5.31	0.209	11.56	0.455			7		7.88	45.000	V									
LW 056 11 0520S							6.43	0.253	13.21	0.520			8		7.18	41.000	W									
LW 056 11 0585S							6.93	0.273	14.86	0.585			9		6.13	35.000	Y									
LW 056 11 0650S							8.08	0.318	16.51	0.650			10		5.78	33.000	Z									
LW 056 11 0715S							8.71	0.343	18.16	0.715			11		5.25	30.000	BA									
LW 056 18 0195S							15.00	0.591	11.00	0.433			25.00		5.62	2.36	0.093	4.95	0.195	0.38 X 1.52	0.015 X 0.060	3	2.5	30.82	176.000	Q
LW 056 18 0260S																3.45	0.136	6.60	0.260			4		25.39	145.000	R
LW 056 18 0325S	4.19	0.165	8.26	0.325	5	19.79					113.000	V														
LW 056 18 0390S	5.38	0.212	9.91	0.390	6	17.69					101.000	V														
LW 056 18 0455S	6.22	0.245	11.56	0.455	7	15.06					86.000	X														
LW 056 18 0520S	7.16	0.282	13.21	0.520	8	13.31					76.000	Z														
LW 056 18 0585S	8.20	0.323	14.86	0.585	9	12.08					69.000	Z														
LW 056 18 0650S	9.14	0.360	16.51	0.650	10	10.86					62.000	BC														
LW 056 18 0715S	10.36	0.408	18.16	0.715	11	10.33					59.000	BD														
LWM15 025 0518S	15.00	0.591	11.00	0.433	25.00	5.62					2.57	0.101		5.18		0.204	0.25 X 1.47	0.010 X 0.058	3			2.5		9.56	54.587	T
LWM15 025 0691S											3.43	0.135		6.91		0.272			4					7.18	40.997	U
LWM15 025 0864S							4.27	0.168	8.64	0.340	5	5.72	32.661	W												
LWM15 025 1036S							5.13	0.202	10.36	0.408	6	4.78	27.293	Y												
LWM15 025 1209S							5.99	0.236	12.09	0.476	7	4.10	23.411	Z												
LWM15 025 1382S							6.83	0.269	13.82	0.544	8	3.58	20.441	Z												
LWM15 025 1554S							7.70	0.303	15.54	0.612	9	3.19	18.215	Z												
LWM15 025 1727S							8.53	0.336	17.27	0.680	10	2.86	16.330	BA												
LWM15 025 1900S							9.40	0.370	19.00	0.748	11	2.60	14.846	BB												
LWM15 050 0518S							10.00	0.394	50.00	11.24	50.00	11.24	3.43	0.135	5.18	0.204			0.23 X 1.47	0.009 X 0.058	3		3.5	28.53	162.903	T
LWM15 050 0691S													4.57	0.180	6.91	0.272					4			21.40	122.192	U
LWM15 050 0864S	5.72	0.225	8.64	0.340	5	17.12							97.753	W												
LWM15 050 1036S	6.86	0.270	10.36	0.408	6	14.26							81.423	Y												
LWM15 050 1209S	8.00	0.315	12.09	0.476	7	12.23							69.832	Z												
LWM15 050 1382S	9.14	0.360	13.82	0.544	8	10.70							61.096	Z												
LWM15 050 1554S	10.29	0.405	15.54	0.612	9	9.51							54.301	Z												
LWM15 050 1727S	11.43	0.450	17.27	0.680	10	8.56							48.877	BA												
LWM15 050 1900S	12.57	0.495	19.00	0.748	11	7.78							44.423	BB												
LWM15 080 0518S	15.88	0.625	11.43	0.450	26.69	6.00							3.20	0.126	5.18	0.204	0.25 X 1.47	0.010 X 0.058			3	3.5		40.38	230.566	W
LWM15 080 0691S													4.19	0.165	6.91	0.272					4			29.44	168.099	X
LWM15 080 0864S							5.23	0.206	8.64	0.340	5	23.50	134.183	Y												
LWM15 080 1036S							6.27	0.247	10.36	0.408	6	19.56	111.686	Z												
LWM15 080 1209S							7.32	0.288	12.09	0.476	7	16.75	95.641	BB												
LWM15 080 1382S							8.36	0.329	13.82	0.544	8	14.65	83.650	BC												
LWM15 080 1554S							9.40	0.370	15.54	0.612	9	13.01	74.286	BC												
LWM15 080 1727S							10.46	0.412	17.27	0.680	10	11.75	67.091	BD												
LWM15 080 1900S							11.51	0.453	19.00	0.748	11	10.68	60.982	BE												
LW 063 06 0180S							15.88	0.625	11.43	0.450	26.69	6.00	1.40	0.055	4.57	0.180			0.25 X 1.47	0.010 X 0.058	3		2.5	8.41	48.000	S
LW 063 06 0240S													1.73	0.068	6.10	0.240					4			6.13	35.000	T
LW 063 06 0300S	2.16	0.085	7.62	0.300	5	4.90							28.000	W												
LW 063 06 0360S	2.69	0.106	9.14	0.360	6	4.20							24.000	Y												
LW 063 06 0420S	3.25	0.128	10.67	0.420	7	3.68							21.000	Z												
LW 063 06 0540S	4.19	0.165	13.72	0.540	9	2.80							16.000	Z												
LW 063 06 0660S	5.13	0.202	16.76	0.660	11	2.28							13.000	Z												
LW 063 06 0780S	6.05	0.238	19.81	0.780	13	1.93							11.000	BB												
LW 063 12 0180S	53.38	12.00	2.64	0.104	4.57	0.180							2.64	0.104	4.57	0.180	0.25 X 1.47	0.010 X 0.058			3	3.5		27.67	158.000	T
LW 063 12 0240S													3.30	0.130	6.10	0.240					4			19.09	109.000	V
LW 063 12 0300S													4.45	0.175	7.62	0.300					5			16.81	96.000	W
LW 063 12 0360S							5.23	0.206	9.14	0.360	6	13.66	78.000	X												
LW 063 12 0420S							6.25	0.246	10.67	0.420	7	12.08	69.000	Y												
LW 063 12 0540S							8.05	0.317	13.72	0.540	9	9.46	54.000	Z												
LW 063 12 0660S							9.80	0.386	16.76	0.660	11	7.71	44.000	BA												
LW 063 12 0780S							11.53	0.454	19.81	0.780	13	6.48	37.000	BA												

# REDUX™ WAVE SPRINGS



## ● Stainless Steel 17-7 PH

LEE STOCK NUMBER	HOLE DIAMETER		ROD DIAMETER		NOMINAL LOAD		WORKING HEIGHT		FREE HEIGHT		WIRE THICKNESS X RADIAL WALL		TURNS No.	WAVES PER TURN No.	SPRING RATE		PRICE GROUP										
	MM	IN	MM	IN	N	LB	MM	IN	MM	IN	MM	IN			N/MM	LB/IN											
LW 063 20 0180S	15.88	0.625	11.43	0.450	88.96	20.00	2.59	0.102	4.57	0.180	0.30 X 1.52	0.012 X 0.060	3	3.5	44.83	256.000	V										
LW 063 20 0240S							3.43	0.135	6.10	0.240					33.28	190.000	W										
LW 063 20 0300S							4.45	0.175	7.62	0.300					28.02	160.000	Y										
LW 063 20 0360S							5.21	0.205	9.14	0.360					22.59	129.000	Y										
LW 063 20 0420S							6.22	0.245	10.67	0.420					19.97	114.000	Z										
LW 063 20 0540S							8.00	0.315	13.72	0.540					15.59	89.000	BC										
LW 063 20 0660S							9.91	0.390	16.76	0.660					12.96	74.000	BC										
LW 063 20 0780S							11.81	0.465	19.81	0.780					11.03	63.000	BE										
LWM16 025 0541S	16.00	0.630	11.00	0.433	25.00	5.62	2.11	0.083	5.41	0.213	0.25 X 1.47	0.010 X 0.058	3	2.5	7.57	43.224	T										
LWM16 025 0721S							2.79	0.110	7.21	0.284					5.66	32.318	U										
LWM16 025 0902S							3.51	0.138	9.02	0.355					4.54	25.923	W										
LWM16 025 1082S							4.19	0.165	10.82	0.426					3.77	21.526	Z										
LWM16 025 1262S							4.90	0.193	12.62	0.497					3.24	18.500	Z										
LWM16 025 1623S							6.30	0.248	16.23	0.639					2.52	14.389	Z										
LWM16 025 1984S							7.70	0.303	19.84	0.781					2.06	11.762	BB										
LWM16 025 2344S							9.09	0.358	23.44	0.923					1.74	9.935	BC										
LWM16 055 0541S							55.00	12.36	3.63	0.143					5.41	0.213	0.25 X 1.47	0.010 X 0.058	3	3.5	30.93	176.607	U				
LWM16 055 0721S																					4.83	0.190	7.21	0.284	23.04	131.556	W
LWM16 055 0902S																					6.05	0.238	9.02	0.355	18.51	105.690	X
LWM16 055 1082S																					7.24	0.285	10.82	0.426	15.36	87.704	Y
LWM16 055 1262S																					8.46	0.333	12.62	0.497	13.20	75.371	Z
LWM16 055 1623S	10.87	0.428	16.23	0.639	10.26	58.584					BA																
LWM16 055 1984S	13.28	0.523	19.84	0.781	8.39	47.906					BA																
LWM16 055 2344S	15.70	0.618	23.44	0.923	7.10	40.540					BB																
LWM16 090 0541S	90.00	20.23	3.30	0.130	5.41	0.213					0.30 X 1.52	0.012 X 0.060	3	3.5							42.69	243.756	V				
LWM16 090 0721S																					4.57	0.180	7.21	0.284	34.07	194.536	X
LWM16 090 0902S																					5.59	0.220	9.02	0.355	26.25	149.885	Y
LWM16 090 1082S																					6.86	0.270	10.82	0.426	22.71	129.672	Z
LWM16 090 1262S																					7.87	0.310	12.62	0.497	18.95	108.203	BA
LWM16 090 1623S							10.16	0.400	16.23	0.639					14.83	84.678	BC										
LWM16 090 1984S							12.45	0.490	19.84	0.781					12.18	69.547	BC										
LWM16 090 2344S							14.73	0.580	23.44	0.923					10.33	58.983	BE										
LWM18 030 0572S	18.00	0.709	13.00	0.512	30.00	6.74	3.63	0.143	5.72	0.225	0.20 X 1.80	0.008 X 0.071	3	3.5	14.40	82.223	S										
LWM18 030 0762S							4.75	0.187	7.62	0.300					10.45	59.668	S										
LWM18 030 0953S							5.94	0.234	9.53	0.375					8.38	47.849	T										
LWM18 030 1143S							7.14	0.281	11.43	0.450					6.99	39.912	T										
LWM18 030 1334S							8.31	0.327	13.34	0.525					5.97	34.088	U										
LWM18 030 1715S							10.69	0.421	17.15	0.675					4.65	26.551	Y										
LWM18 030 2286S							14.25	0.561	22.86	0.900					3.48	19.870	Z										
LWM18 055 0572S							55.00	12.36	3.68	0.145					5.72	0.225	0.25 X 1.83	0.010 X 0.072	3	3.5	27.07	154.567	T				
LWM18 055 0762S																					4.98	0.196	7.62	0.300	20.82	118.880	T
LWM18 055 0953S																					6.22	0.245	9.53	0.375	16.66	95.127	U
LWM18 055 1143S																					7.47	0.294	11.43	0.450	13.88	79.253	U
LWM18 055 1334S																					8.74	0.344	13.34	0.525	11.96	68.290	V
LWM18 055 1715S	11.23	0.442	17.15	0.675	9.29	53.045					X																
LWM18 055 2286S	14.96	0.589	22.86	0.900	6.96	39.741					BA																
LWM18 090 0572S	90.00	20.23	3.84	0.151	5.72	0.225					0.30 X 1.83	0.012 X 0.072	3	3.5							47.88	273.390	V				
LWM18 090 0762S							5.13	0.202	7.62	0.300					36.16	206.470	W										
LWM18 090 0953S							6.40	0.252	9.53	0.375					28.81	164.502	X										
LWM18 090 1143S							7.70	0.303	11.43	0.450					24.10	137.609	Y										
LWM18 090 1334S							8.97	0.353	13.34	0.525					20.60	117.624	BA										
LWM18 090 1715S							11.53	0.454	17.15	0.675					16.03	91.530	BC										
LWM18 090 2286S							15.37	0.605	22.86	0.900					12.01	68.576	BD										
LW 075 07 0250S							19.05	0.750	13.97	0.550					31.14	7.00	3.61	0.142	6.35	0.250	0.20 X 1.80	0.008 X 0.071	3	3.5	11.38	65.000	R
LW 075 07 0333S	4.75	0.187	8.46	0.333	8.41	48.000					S																
LW 075 07 0417S	6.25	0.246	10.59	0.417	7.18	41.000					S																
LW 075 07 0500S	7.24	0.285	12.70	0.500	5.78	33.000					T																
LW 075 07 0583S	8.84	0.348	14.81	0.583	5.25	30.000					T																
LW 075 07 0750S	11.33	0.446	19.05	0.750	4.03	23.000					Z																
LW 075 07 1000S	14.73	0.580	25.40	1.000	2.98	17.000					BB																




# REDUX™ WAVE SPRINGS

● Stainless Steel 17-7 PH

LEE STOCK NUMBER	HOLE DIAMETER		ROD DIAMETER		NOMINAL LOAD		WORKING HEIGHT		FREE HEIGHT		WIRE THICKNESS X RADIAL WALL		TURNS No.	WAVES PER TURN No.	SPRING RATE		PRICE GROUP								
	MM	IN	MM	IN	N	LB	MM	IN	MM	IN	MM	IN			N/MM	LB/IN									
LW 075 13 0250S	19.05	0.750	13.97	0.550	57.83	13.00	4.04	0.159	6.35	0.250	0.25 X 1.98	0.010 X 0.078	3	3.5	25.04	143.000	T								
LW 075 13 0333S							5.16	0.203	8.46	0.333					17.51	100.000	T								
LW 075 13 0417S							6.86	0.270	10.59	0.417					15.41	88.000	X								
LW 075 13 0500S							7.98	0.314	12.70	0.500					12.26	70.000	Z								
LW 075 13 0583S							9.68	0.381	14.81	0.583					11.21	64.000	BA								
LW 075 13 0750S							12.42	0.489	19.05	0.750					8.76	50.000	BB								
LW 075 13 1000S					16.48	0.649	25.40	1.000	6.48	37.000					BD										
LW 075 22 0250S					20.00	0.787	15.00	0.591	97.86	22.00					4.29	0.169	6.35	0.250	0.33 X 2.01	0.013 X 0.079	3	3.5	47.64	272.000	V
LW 075 22 0333S															5.46	0.215	8.46	0.333					32.57	186.000	X
LW 075 22 0417S															7.39	0.291	10.59	0.417					30.65	175.000	Y
LW 075 22 0500S															8.51	0.335	12.70	0.500					23.29	133.000	BA
LW 075 22 0583S															10.29	0.405	14.81	0.583					21.72	124.000	BB
LW 075 22 0750S	13.36	0.526	19.05	0.750							17.16	98.000	BD												
LW 075 22 1000S	17.75	0.699	25.40	1.000					12.78	73.000	BE														
LWM20 035 0632S	20.00	0.787	15.00	0.591					35.00	7.87	2.72	0.107	6.32	0.249	0.20 X 1.80	0.008 X 0.071	3	3.5					9.70	55.386	T
LWM20 035 0843S											3.61	0.142	8.43	0.332									7.25	41.397	T
LWM20 035 1054S											4.52	0.178	10.54	0.415									5.81	33.175	U
LWM20 035 1265S											5.41	0.213	12.65	0.498									4.83	27.579	U
LWM20 035 1476S											6.32	0.249	14.76	0.581									4.15	23.696	U
LWM20 035 1897S					8.13	0.320	18.97	0.747			3.23	18.443	Z												
LWM20 035 2530S					10.82	0.426	25.30	0.996	2.42	13.818	BB														
LWM20 070 0632S					14.00	0.551	70.00	15.74	70.00	15.74	3.05	0.120	6.32	0.249					0.25 X 1.98	0.010 X 0.078	3	3.5	21.36	121.963	U
LWM20 070 0843S											4.06	0.160	8.43	0.332									16.02	91.473	V
LWM20 070 1054S											5.08	0.200	10.54	0.415									12.82	73.201	X
LWM20 070 1265S											6.27	0.247	12.65	0.498									10.98	62.695	Z
LWM20 070 1476S											7.32	0.288	14.76	0.581									9.41	53.730	BA
LWM20 070 1897S	9.17	0.361	18.97	0.747							7.14	40.769	BB												
LWM20 070 2530S	12.22	0.481	25.30	0.996					5.35	30.548	BD														
LWM20 100 0632S	100.00	22.48	100.00	22.48					100.00	22.48	4.24	0.167	6.32	0.249	0.33 X 2.01	0.013 X 0.079	3	3.5					48.01	274.132	V
LWM20 100 0843S											5.66	0.223	8.43	0.332									36.12	206.242	X
LWM20 100 1054S											7.06	0.278	10.54	0.415									28.74	164.103	Y
LWM20 100 1265S											8.48	0.334	12.65	0.498									24.01	137.095	Z
LWM20 100 1476S											9.91	0.390	14.76	0.581									20.61	117.681	BB
LWM20 100 1897S					12.73	0.501	18.97	0.747			16.00	91.358	BD												
LWM20 100 2530S					16.97	0.668	25.30	0.996	12.00	68.519	BE														
LW 088 12 0250S					22.23	0.875	15.24	0.600	53.38	12.00	2.97	0.117	6.35	0.250					0.25 X 2.18	0.010 X 0.086	3	3.5	15.76	90.000	S
LW 088 12 0333S											4.01	0.158	8.46	0.333									12.08	69.000	X
LW 088 12 0417S											5.26	0.207	10.59	0.417									9.98	57.000	X
LW 088 12 0500S											6.15	0.242	12.70	0.500									8.23	47.000	Y
LW 088 12 0583S											7.29	0.287	14.81	0.583									7.18	41.000	Z
LW 088 12 0750S	9.60	0.378	19.05	0.750							5.60	32.000	BC												
LW 088 12 1000S	12.65	0.498	25.40	1.000					4.20	24.000	BC														
LW 088 18 0250S	80.07	18.00	80.07	18.00					80.07	18.00	3.15	0.124	6.35	0.250	0.30 X 2.39	0.012 X 0.094	3	3.5					25.92	148.000	T
LW 088 18 0333S											4.17	0.164	8.46	0.333									18.91	108.000	V
LW 088 18 0417S											5.44	0.214	10.59	0.417									15.59	89.000	X
LW 088 18 0500S											6.40	0.252	12.70	0.500									13.31	76.000	X
LW 088 18 0583S											7.52	0.296	14.81	0.583									11.56	66.000	X
LW 088 18 0750S					9.78	0.385	19.05	0.750			8.76	50.000	X												
LW 088 18 1000S					12.93	0.509	25.40	1.000	6.66	38.000	Z														
LW 088 25 0250S					111.21	25.00	111.21	25.00	111.21	25.00	4.22	0.166	6.35	0.250					0.38 X 2.39	0.015 X 0.094	3	3.5	52.19	298.000	V
LW 088 25 0333S											5.44	0.214	8.46	0.333									36.78	210.000	Y
LW 088 25 0417S											7.06	0.278	10.59	0.417									31.52	180.000	Y
LW 088 25 0500S											8.31	0.327	12.70	0.500									25.39	145.000	Z
LW 088 25 0583S											10.03	0.395	14.81	0.583									23.29	133.000	Z
LW 088 25 0750S	12.95	0.510	19.05	0.750							18.21	104.000	BC												
LW 088 25 1000S	17.02	0.670	25.40	1.000					13.66	78.000	BC														




# REDUX™ WAVE SPRINGS



## ● Stainless Steel 17-7 PH

LEE STOCK NUMBER	HOLE DIAMETER		ROD DIAMETER		NOMINAL LOAD		WORKING HEIGHT		FREE HEIGHT		WIRE THICKNESS X RADIAL WALL		TURNS No.	WAVES PER TURN No.	SPRING RATE		PRICE GROUP											
	MM	IN	MM	IN	N	LB	MM	IN	MM	IN	MM	IN			N/MM	LB/IN												
LWM25 050 0663S	25.00	0.984	19.00	0.748	50.00	11.24	2.06	0.081	6.63	0.261	0.25 X 2.18	0.010 X 0.086	3	3.5	10.94	62.466	T											
LWM25 050 0884S							2.74	0.108	8.84	0.348					4	8.20	46.821	V										
LWM25 050 1105S							3.43	0.135	11.05	0.435					5	6.56	37.457	X										
LWM25 050 1326S							4.11	0.162	13.26	0.522					6	5.47	31.233	Y										
LWM25 050 1547S							4.80	0.189	15.47	0.609					7	4.69	26.779	Y										
LWM25 050 1989S							6.20	0.244	19.89	0.783					9	3.65	20.841	Z										
LWM25 050 2652S					8.26	0.325	26.52	1.044	12	2.74			15.645	BD														
LWM25 080 0663S					80.00	17.99	19.00	0.748	50.00	11.24			2.95	0.116	6.63	0.261	0.30 X 2.39	0.012 X 0.094	3	3.5	21.72	124.019	U					
LWM25 080 0884S													3.94	0.155	8.84	0.348					4	16.32	93.186	V				
LWM25 080 1105S													4.90	0.193	11.05	0.435					5	13.01	74.286	X				
LWM25 080 1326S													5.89	0.232	13.26	0.522					6	10.86	62.010	Y				
LWM25 080 1547S													6.88	0.271	15.47	0.609					7	9.32	53.216	Z				
LWM25 080 1989S											8.84	0.348	19.89	0.783	9	7.24					41.340	BA						
LWM25 080 2652S									11.79	0.464	26.52	1.044	12	5.43	31.005	BD												
LWM25 110 0663S									110.00	24.73	19.00	0.748	50.00	11.24	4.04	0.159			6.63	0.261	0.38 X 2.39	0.015 X 0.094	3	3.5	42.46	242.442	V	
LWM25 110 0884S															5.38	0.212			8.84	0.348					4	31.84	181.803	W
LWM25 110 1105S															6.73	0.265			11.05	0.435					5	25.47	145.431	Y
LWM25 110 1326S															8.08	0.318			13.26	0.522					6	21.23	121.221	Z
LWM25 110 1547S	9.40	0.370	15.47	0.609											7	18.12			103.463	BC								
LWM25 110 1989S	12.12	0.477	19.89	0.783	9	14.15	80.795	BE																				
LWM25 110 2652S	16.15	0.636	26.52	1.044	12	10.61	60.582	BF																				
LW 100 12 0250S	25.40	1.000	18.54	0.730	53.38	12.00	2.13	0.084							6.35	0.250	0.25 X 2.18	0.010 X 0.086	3	3.5					12.61	72.000	S	
LW 100 12 0333S							2.74	0.108	8.46	0.333	4	9.28	53.000	V														
LW 100 12 0417S							3.68	0.145	10.59	0.417	5	7.71	44.000	W														
LW 100 12 0500S							4.19	0.165	12.70	0.500	6	6.30	36.000	X														
LW 100 12 0583S							5.11	0.201	14.81	0.583	7	5.43	31.000	Y														
LW 100 12 0750S							6.55	0.258	19.05	0.750	9	4.20	24.000	Y														
LW 100 12 1000S					8.69	0.342	25.40	1.000	12	3.15	18.000	BB																
LW 100 12 1250S					11.30	0.445	31.75	1.250	15	2.63	15.000	BE																
LW 100 12 1500S					13.18	0.519	38.10	1.500	18	2.10	12.000	BG																
LW 100 12 1750S					16.08	0.633	44.45	1.750	21	1.93	11.000	BH																
LW 100 12 2000S					18.03	0.710	50.80	2.000	24	1.58	9.000	BK																
LW 100 18 0250S					80.07	18.00	18.54	0.730	53.38	12.00	2.21	0.087	6.35	0.250	0.30 X 2.39	0.012 X 0.094			3	3.5	19.26	110.000	T					
LW 100 18 0333S											2.87	0.113	8.46	0.333			4	14.36			82.000	V						
LW 100 18 0417S											3.76	0.148	10.59	0.417			5	11.73			67.000	X						
LW 100 18 0500S											4.45	0.175	12.70	0.500			6	9.63			55.000	X						
LW 100 18 0583S											5.38	0.212	14.81	0.583			7	8.58			49.000	Y						
LW 100 18 0750S											7.01	0.276	19.05	0.750			9	6.66			38.000	BB						
LW 100 18 1000S									9.14	0.360	25.40	1.000	12	4.90			28.000	BD										
LW 100 18 1250S	11.48	0.452	31.75	1.250					15	4.03	23.000	BE																
LW 100 18 1500S	13.94	0.549	38.10	1.500					18	3.33	19.000	BF																
LW 100 18 1750S	16.51	0.650	44.45	1.750					21	2.80	16.000	BJ																
LW 100 18 2000S	18.29	0.720	50.80	2.000					24	2.45	14.000	BL																
LW 100 25 0250S	111.21	25.00	18.54	0.730					53.38	12.00	3.33	0.131	6.35	0.250			0.38 X 2.39	0.015 X 0.094	3	3.5	36.78	210.000	V					
LW 100 25 0333S					4.42	0.174	8.46	0.333			4	27.50	157.000	X														
LW 100 25 0417S					5.77	0.227	10.59	0.417			5	23.12	132.000	Y														
LW 100 25 0500S					6.76	0.266	12.70	0.500			6	18.74	107.000	Z														
LW 100 25 0583S					8.10	0.319	14.81	0.583			7	16.64	95.000	BC														
LW 100 25 0750S					10.31	0.406	19.05	0.750			9	12.78	73.000	BD														
LW 100 25 1000S					13.74	0.541	25.40	1.000	12	9.46	54.000	BF																
LW 100 25 1250S					17.48	0.688	31.75	1.250	15	7.88	45.000	BG																
LW 100 25 1500S					20.65	0.813	38.10	1.500	18	6.30	36.000	BE																
LW 100 25 1750S					24.31	0.957	44.45	1.750	21	5.60	32.000	BH																
LW 100 25 2000S					27.51	1.083	50.80	2.000	24	4.73	27.000	BH																




# REDUX™ WAVE SPRINGS

● Stainless Steel 17-7 PH


LEE STOCK NUMBER	HOLE DIAMETER		ROD DIAMETER		NOMINAL LOAD		WORKING HEIGHT		FREE HEIGHT		WIRE THICKNESS X RADIAL WALL		TURNS No.	WAVES PER TURN No.	SPRING RATE		PRICE GROUP								
	MM	IN	MM	IN	N	LB	MM	IN	MM	IN	MM	IN			N/MM	LB/IN									
LWM28 050 0724S	28.00	1.102	22.00	0.866	50.00	11.24	3.76	0.148	7.24	0.285	0.30 X 2.39	0.012 X 0.094	3	3.5	14.37	82.051	Y								
LWM28 050 0965S							5.00	0.197	9.65	0.380					10.76	61.439	Y								
LWM28 050 1207S							6.27	0.247	12.07	0.475					8.63	49.276	Y								
LWM28 050 1448S							7.52	0.296	14.48	0.570					7.18	40.997	Z								
LWM28 050 1689S							8.79	0.346	16.89	0.665					6.17	35.230	BA								
LWM28 050 1930S							10.03	0.395	19.30	0.760					5.39	30.776	BB								
LWM28 050 2172S							11.28	0.444	21.72	0.855					4.79	27.350	BC								
LWM28 050 2654S					13.79	0.543	26.54	1.045	3.92	22.383					BE										
LWM28 050 3137S					16.31	0.642	31.37	1.235	3.32	18.957					BG										
LWM28 080 0724S					80.00	17.99	22.00	0.866	50.00	11.24					4.39	0.173	7.24	0.285	0.38 X 2.39	0.015 X 0.094	4	3.5	28.12	160.562	Y
LWM28 080 0965S															5.84	0.230	9.65	0.380					21.00	119.908	Z
LWM28 080 1207S															7.32	0.288	12.07	0.475					16.84	96.155	Z
LWM28 080 1448S															8.79	0.346	14.48	0.570					14.06	80.281	BA
LWM28 080 1689S	10.24	0.403	16.89	0.665							12.02	68.633	BB												
LWM28 080 1930S	11.71	0.461	19.30	0.760							10.53	60.125	BC												
LWM28 080 2172S	13.18	0.519	21.72	0.855							9.37	53.502	BD												
LWM28 080 2654S	16.10	0.634	26.54	1.045					7.66	43.738	BF														
LWM28 080 3137S	19.02	0.749	31.37	1.235					6.48	37.000	BH														
LWM28 130 0724S	130.00	29.23	22.00	0.866					50.00	11.24	4.57	0.180	7.24	0.285	0.46 X 2.39	0.018 X 0.094	3	3.5					48.74	278.301	Z
LWM28 130 0965S											6.07	0.239	9.65	0.380									36.30	207.269	BA
LWM28 130 1207S											7.59	0.299	12.07	0.475									29.08	166.044	BA
LWM28 130 1448S											9.12	0.359	14.48	0.570									24.26	138.522	BB
LWM28 130 1689S					10.64	0.419	16.89	0.665			20.81	118.823	BC												
LWM28 130 1930S					12.17	0.479	19.30	0.760			18.21	103.977	BD												
LWM28 130 2172S					13.69	0.539	21.72	0.855			16.20	92.500	BE												
LWM28 130 2654S					16.71	0.658	26.54	1.045	13.23	75.542	BG														
LWM28 130 3137S					19.76	0.778	31.37	1.235	11.20	63.951	BJ														
LW 112 12 0300S					28.58	1.125	21.59	0.850	53.38	12.00	3.71	0.146	7.62	0.300					0.30 X 2.39	0.012 X 0.094	3	3.5	13.66	78.000	S
LW 112 12 0400S											4.72	0.186	10.16	0.400									9.81	56.000	V
LW 112 12 0500S											6.35	0.250	12.70	0.500									8.41	48.000	X
LW 112 12 0600S											7.49	0.295	15.24	0.600									6.83	39.000	Y
LW 112 12 0700S	8.74	0.344	17.78	0.700							5.95	34.000	Z												
LW 112 12 0800S	9.96	0.392	20.32	0.800							5.08	29.000	Z												
LW 112 12 1000S	12.40	0.488	25.40	1.000							4.03	23.000	BA												
LW 112 12 1300S	16.74	0.659	33.02	1.300					3.33	19.000	BD														
LW 112 12 1600S	20.50	0.807	40.64	1.600					2.63	15.000	BE														
LW 112 12 2000S	25.83	1.017	50.80	2.000					2.10	12.000	BH														
LW 112 20 0300S	88.96	20.00	21.59	0.850					53.38	12.00	4.06	0.160	7.62	0.300	0.38 X 2.39	0.015 X 0.094	3	3.5					25.04	143.000	V
LW 112 20 0400S											5.13	0.202	10.16	0.400									17.69	101.000	W
LW 112 20 0500S											6.86	0.270	12.70	0.500									15.24	87.000	X
LW 112 20 0600S					8.08	0.318	15.24	0.600			12.43	71.000	Y												
LW 112 20 0700S					9.68	0.381	17.78	0.700			11.03	63.000	Z												
LW 112 20 0800S					10.85	0.427	20.32	0.800			9.46	54.000	BA												
LW 112 20 1000S					13.61	0.536	25.40	1.000			7.53	43.000	BC												
LW 112 20 1300S					17.98	0.708	33.02	1.300	5.95	34.000	BF														
LW 112 20 1600S					21.87	0.861	40.64	1.600	4.73	27.000	BJ														
LW 112 20 2000S					27.64	1.088	50.80	2.000	3.85	22.000	BM														
LW 112 30 0300S					133.45	30.00	21.59	0.850	53.38	12.00	4.52	0.178	7.62	0.300					0.46 X 2.39	0.018 X 0.094	3	3.5	43.08	246.000	X
LW 112 30 0400S											5.82	0.229	10.16	0.400									30.65	175.000	Y
LW 112 30 0500S											7.70	0.303	12.70	0.500									26.62	152.000	BA
LW 112 30 0600S	8.89	0.350	15.24	0.600							21.02	120.000	BB												
LW 112 30 0700S	10.69	0.421	17.78	0.700							18.91	108.000	BD												
LW 112 30 0800S	11.94	0.470	20.32	0.800							15.94	91.000	BE												
LW 112 30 1000S	15.06	0.593	25.40	1.000							12.96	74.000	BG												
LW 112 30 1300S	19.99	0.787	33.02	1.300					10.16	58.000	BH														
LW 112 30 1600S	24.28	0.956	40.64	1.600					8.23	47.000	BK														
LW 112 30 2000S	30.53	1.202	50.80	2.000					6.66	38.000	BM														

# REDUX™ WAVE SPRINGS



## ● Stainless Steel 17-7 PH

LEE STOCK NUMBER	HOLE DIAMETER		ROD DIAMETER		NOMINAL LOAD		WORKING HEIGHT		FREE HEIGHT		WIRE THICKNESS X RADIAL WALL		TURNS No.	WAVES PER TURN No.	SPRING RATE		PRICE GROUP							
	MM	IN	MM	IN	N	LB	MM	IN	MM	IN	MM	IN			N/MM	LB/IN								
LWM30 050 0762S	30.00	1.181	24.00	0.945	50.00	11.24	3.18	0.125	7.62	0.300	0.30 X 2.39	0.012 X 0.094	3	3.5	11.25	64.236	Y							
LWM30 050 1016S							4.22	0.166	10.16	0.400			4		8.41	48.020	Y							
LWM30 050 1270S							5.28	0.208	12.70	0.500			5		6.74	38.485	Y							
LWM30 050 1524S							6.32	0.249	15.24	0.600			6		5.61	32.033	Z							
LWM30 050 1778S							7.39	0.291	17.78	0.700			7		4.81	27.465	BA							
LWM30 050 2032S							8.43	0.332	20.32	0.800			8		4.21	24.039	BB							
LWM30 050 2286S							9.50	0.374	22.86	0.900			9		3.74	21.355	BC							
LWM30 050 2794S					11.61	0.457	27.94	1.100	11	3.06			17.472		BE									
LWM30 050 3302S					13.72	0.540	33.02	1.300	13	2.59			14.789		BG									
LWM30 090 0762S					30.00	1.181	24.00	0.945	90.00	20.23			3.51		0.138	7.62	0.300	0.38 X 2.39	0.015 X 0.094	3	3.5	21.87	124.876	Y
LWM30 090 1016S													4.70		0.185	10.16	0.400			4		16.48	94.099	Z
LWM30 090 1270S													5.87		0.231	12.70	0.500			5		13.17	75.199	Z
LWM30 090 1524S													7.04		0.277	15.24	0.600			6		10.97	62.638	BA
LWM30 090 1778S	8.20	0.323	17.78	0.700							7	9.40	53.673	BB										
LWM30 090 2032S	9.37	0.369	20.32	0.800							8	8.22	46.935	BC										
LWM30 090 2286S	10.54	0.415	22.86	0.900							9	7.31	41.739	BD										
LWM30 090 2794S	12.90	0.508	27.94	1.100					11	5.99	34.202	BF												
LWM30 090 3302S	15.24	0.600	33.02	1.300					13	5.06	28.892	BH												
LWM30 130 0762S	30.00	1.181	24.00	0.945					130.00	29.23	4.19	0.165	7.62	0.300	0.46 X 2.39	0.018 X 0.094	3			3.5		37.91	216.462	Z
LWM30 130 1016S											5.59	0.220	10.16	0.400			4					28.43	162.332	BA
LWM30 130 1270S											6.99	0.275	12.70	0.500			5					22.75	129.900	BA
LWM30 130 1524S											8.38	0.330	15.24	0.600			6					18.96	108.260	BB
LWM30 130 1778S					9.78	0.385	17.78	0.700			7	16.25	92.786	BC										
LWM30 130 2032S					11.18	0.440	20.32	0.800			8	14.22	81.195	BD										
LWM30 130 2286S					12.57	0.495	22.86	0.900			9	12.64	72.173	BE										
LWM30 130 2794S					15.37	0.605	27.94	1.100	11	10.34	59.040	BG												
LWM30 130 3302S					18.16	0.715	33.02	1.300	13	8.75	49.962	BJ												
LW 125 12 0300S					31.75	1.250	25.40	1.000	53.38	12.00	2.13	0.084	7.62	0.300			0.30 X 2.39	0.012 X 0.094	3		3.5	9.81	56.000	W
LW 125 12 0400S											2.87	0.113	10.16	0.400					4			7.36	42.000	W
LW 125 12 0500S											3.78	0.149	12.70	0.500					5			5.95	34.000	W
LW 125 12 0600S											4.37	0.172	15.24	0.600					6			4.90	28.000	X
LW 125 12 0700S	5.26	0.207	17.78	0.700							7	4.20	24.000	BC										
LW 125 12 0800S	5.77	0.227	20.32	0.800							8	3.68	21.000	Z										
LW 125 12 1000S	7.65	0.301	25.40	1.000							10	2.98	17.000	BA										
LW 125 12 1300S	10.03	0.395	33.02	1.300					13	2.28	13.000	BA												
LW 125 12 1600S	11.86	0.467	40.64	1.600					16	1.93	11.000	BB												
LW 125 12 2000S	15.01	0.591	50.80	2.000					20	1.58	9.000	BD												
LW 125 20 0300S	31.75	1.250	25.40	1.000					88.96	20.00	3.15	0.124	7.62	0.300	0.38 X 2.39	0.015 X 0.094			3	3.5		19.97	114.000	X
LW 125 20 0400S											4.19	0.165	10.16	0.400					4			14.89	85.000	X
LW 125 20 0500S											5.46	0.215	12.70	0.500					5			12.26	70.000	Y
LW 125 20 0600S					6.43	0.253	15.24	0.600			6	10.16	58.000	Z										
LW 125 20 0700S					7.70	0.303	17.78	0.700			7	8.76	50.000	BA										
LW 125 20 0800S					8.66	0.341	20.32	0.800			8	7.71	44.000	BA										
LW 125 20 1000S					10.85	0.427	25.40	1.000			10	6.13	35.000	BB										
LW 125 20 1300S					14.66	0.577	33.02	1.300	13	4.90	28.000	BB												
LW 125 20 1600S					17.58	0.692	40.64	1.600	16	3.85	22.000	BF												
LW 125 20 2000S					22.00	0.866	50.80	2.000	20	3.15	18.000	BL												
LW 125 30 0300S					31.75	1.250	25.40	1.000	133.45	30.00	4.01	0.158	7.62	0.300			0.48 X 2.39	0.019 X 0.094	3		3.5	36.78	210.000	Y
LW 125 30 0400S											5.33	0.210	10.16	0.400					4			27.67	158.000	Y
LW 125 30 0500S											6.91	0.272	12.70	0.500					5			23.12	132.000	Y
LW 125 30 0600S	8.13	0.320	15.24	0.600							6	18.74	107.000	BC										
LW 125 30 0700S	9.75	0.384	17.78	0.700							7	16.64	95.000	BB										
LW 125 30 0800S	11.00	0.433	20.32	0.800							8	14.36	82.000	BB										
LW 125 30 1000S	13.67	0.538	25.40	1.000							10	11.38	65.000	BE										
LW 125 30 1300S	18.21	0.717	33.02	1.300					13	8.93	51.000	BH												
LW 125 30 1600S	22.30	0.878	40.64	1.600					16	7.36	42.000	BK												
LW 125 30 2000S	28.02	1.103	50.80	2.000					20	5.78	33.000	BL												




# REDUX™ WAVE SPRINGS

● Stainless Steel 17-7 PH


LEE STOCK NUMBER	HOLE DIAMETER		ROD DIAMETER		NOMINAL LOAD		WORKING HEIGHT		FREE HEIGHT		WIRE THICKNESS X RADIAL WALL		TURNS No.	WAVES PER TURN No.	SPRING RATE		PRICE GROUP							
	MM	IN	MM	IN	N	LB	MM	IN	MM	IN	MM	IN			N/MM	LB/IN								
LW 138 15 0300S	34.93	1.375	26.16	1.030	66.72	15.00	1.91	0.075	7.62	0.300	0.30 X 3.10	0.012 X 0.122	3	3.5	11.73	67.000	Y							
LW 138 15 0400S							2.51	0.099	10.16	0.400			4		8.76	50.000	Y							
LW 138 15 0500S							3.28	0.129	12.70	0.500			5		7.01	40.000	Y							
LW 138 15 0600S							3.94	0.155	15.24	0.600			6		5.95	34.000	Z							
LW 138 15 0700S							4.55	0.179	17.78	0.700			7		5.08	29.000	BA							
LW 138 15 0800S							5.23	0.206	20.32	0.800			8		4.38	25.000	BC							
LW 138 15 1000S							6.50	0.256	25.40	1.000			10		3.50	20.000	BE							
LW 138 15 1300S							8.66	0.341	33.02	1.300			13		2.80	16.000	BG							
LW 138 15 1600S							10.77	0.424	40.64	1.600			16		2.28	13.000	BH							
LW 138 15 2000S					13.46	0.530	50.80	2.000	20	1.75			10.000		BK									
LW 138 25 0300S					34.93	1.375	26.16	1.030	111.21	25.00			3.61		0.142	7.62	0.300	0.41 X 3.38	0.016 X 0.133	3	3.5	27.67	158.000	Y
LW 138 25 0400S													4.72		0.186	10.16	0.400			4		20.49	117.000	Y
LW 138 25 0500S													6.10		0.240	12.70	0.500			5		16.81	96.000	Y
LW 138 25 0600S													7.14		0.281	15.24	0.600			6		13.66	78.000	BA
LW 138 25 0700S													8.64		0.340	17.78	0.700			7		12.08	69.000	BC
LW 138 25 0800S													9.75		0.384	20.32	0.800			8		10.51	60.000	BD
LW 138 25 1000S													12.34		0.486	25.40	1.000			10		8.58	49.000	BE
LW 138 25 1300S													16.05		0.632	33.02	1.300			13		6.48	37.000	BF
LW 138 25 1600S													20.02		0.788	40.64	1.600			16		5.43	31.000	BH
LW 138 25 2000S	24.94	0.982	50.80	2.000					20	4.38	25.000	BK												
LW 138 35 0300S	34.93	1.375	26.16	1.030					155.69	35.00	3.78	0.149	7.62	0.300	0.46 X 3.38	0.018 X 0.133	3			3.5		40.63	232.000	Y
LW 138 35 0400S											4.80	0.189	10.16	0.400			4					29.07	166.000	Z
LW 138 35 0500S											6.27	0.247	12.70	0.500			5					24.17	138.000	Z
LW 138 35 0600S											7.29	0.287	15.24	0.600			6					19.61	112.000	BB
LW 138 35 0700S											8.71	0.343	17.78	0.700			7					17.16	98.000	BC
LW 138 35 0800S											9.91	0.390	20.32	0.800			8					14.89	85.000	BD
LW 138 35 1000S											12.45	0.490	25.40	1.000			10					12.08	69.000	BE
LW 138 35 1300S											16.41	0.646	33.02	1.300			13					9.46	54.000	BG
LW 138 35 1600S											20.14	0.793	40.64	1.600			16					7.53	43.000	BH
LW 138 35 2000S					25.40	1.000	50.80	2.000	20	6.13	35.000	BK												
LWM35 070 0838S					35.00	1.378	27.00	1.063	70.00	15.74	3.94	0.155	8.38	0.330			0.36 X 3.18	0.014 X 0.125	3		3.5	15.75	89.931	Z
LWM35 070 1118S											5.23	0.206	11.18	0.440					4			11.78	67.263	Z
LWM35 070 1397S											6.55	0.258	13.97	0.550					5			9.44	53.901	BA
LWM35 070 1676S											7.87	0.310	16.76	0.660					6			7.87	44.937	BB
LWM35 070 1956S											9.17	0.361	19.56	0.770					7			6.74	38.485	BC
LWM35 070 2235S											10.49	0.413	22.35	0.880					8			5.90	33.688	BD
LWM35 070 2515S											11.81	0.465	25.15	0.990					9			5.25	29.977	BE
LWM35 070 3073S											14.43	0.568	30.73	1.210					11			4.29	24.495	BF
LWM35 070 3632S											17.04	0.671	36.32	1.430					13			3.63	20.727	BG
LWM35 110 0838S	110.00	24.73	4.14	0.163							8.38	0.330	0.41 X 3.38	0.016 X 0.133	3	3.5			25.93	148.058		Z		
LWM35 110 1118S															4				19.42	110.886		Z		
LWM35 110 1397S															5				15.52	88.618		BA		
LWM35 110 1676S															6				12.93	73.829		BB		
LWM35 110 1956S									7	11.08					63.266				BC					
LWM35 110 2235S									8	9.71					55.443				BD					
LWM35 110 2515S									9	8.63					49.276				BE					
LWM35 110 3073S									11	7.05					40.255				BF					
LWM35 110 3632S									13	5.97					34.088				BG					
LWM35 160 0838S									160.00	35.97					4.04				0.159	8.38		0.330	0.46 X 3.38	0.018 X 0.133
LWM35 160 1118S					4	27.63	157.765	Z																
LWM35 160 1397S					5	22.10	126.189	BA																
LWM35 160 1676S					6	18.42	105.176	BB																
LWM35 160 1956S	7	15.79	90.159	BC																				
LWM35 160 2235S	8	13.81	78.854	BD																				
LWM35 160 2515S	9	12.28	70.118	BE																				
LWM35 160 3073S	11	10.05	57.384	BF																				
LWM35 160 3632S	13	8.50	48.534	BG																				

# REDUX™ WAVE SPRINGS



## ● Stainless Steel 17-7 PH

LEE STOCK NUMBER	HOLE DIAMETER		ROD DIAMETER		NOMINAL LOAD		WORKING HEIGHT		FREE HEIGHT		WIRE THICKNESS X RADIAL WALL		TURNS	WAVES PER TURN	SPRING RATE		PRICE GROUP										
	MM	IN	MM	IN	N	LB	MM	IN	MM	IN	MM	IN			No.	No.		N/MM	LB/IN								
LW 150 20 0300S	38.10	1.500	28.96	1.140	88.96	20.00	3.28	0.129	7.62	0.300	0.41 X 3.38	0.016 X 0.133	3	3.5	20.49	117.000	Y										
LW 150 20 0400S							4.17	0.164	10.16	0.400					14.89	85.000	Z										
LW 150 20 0500S							5.41	0.213	12.70	0.500					12.26	70.000	BA										
LW 150 20 0600S							6.27	0.247	15.24	0.600					9.98	57.000	BB										
LW 150 20 0700S							7.65	0.301	17.78	0.700					8.76	50.000	BB										
LW 150 20 0800S							8.56	0.337	20.32	0.800					7.53	43.000	BD										
LW 150 20 1000S							10.92	0.430	25.40	1.000					6.13	35.000	BE										
LW 150 20 1300S							14.35	0.565	33.02	1.300					4.73	27.000	BJ										
LW 150 20 1600S							17.63	0.694	40.64	1.600					3.85	22.000	BM										
LW 150 20 2000S							22.00	0.866	50.80	2.000					3.15	18.000	BP										
LW 150 35 0300S	38.10	1.500	28.96	1.140	155.69	35.00	3.10	0.122	7.62	0.300	0.46 X 3.38	0.018 X 0.133	3	3.5	34.50	197.000	Y										
LW 150 35 0400S							4.01	0.158	10.16	0.400					25.39	145.000	Z										
LW 150 35 0500S							5.23	0.206	12.70	0.500					20.84	119.000	BA										
LW 150 35 0600S							6.12	0.241	15.24	0.600					16.99	97.000	BB										
LW 150 35 0700S							7.39	0.291	17.78	0.700					15.06	86.000	BB										
LW 150 35 0800S							8.23	0.324	20.32	0.800					12.96	74.000	BD										
LW 150 35 1000S							10.39	0.409	25.40	1.000					10.33	59.000	BE										
LW 150 35 1300S							13.72	0.540	33.02	1.300					8.06	46.000	BJ										
LW 150 35 1600S							16.69	0.657	40.64	1.600					6.48	37.000	BM										
LW 150 35 2000S							21.21	0.835	50.80	2.000					5.25	30.000	BQ										
LW 150 60 0300S	40.00	1.575	30.00	1.181	266.89	60.00	4.22	0.166	7.62	0.300	0.46 X 3.38	0.018 X 0.133	3	4.5	78.46	448.000	BB										
LW 150 60 0400S							5.49	0.216	10.16	0.400					57.09	326.000	BB										
LW 150 60 0500S							7.06	0.278	12.70	0.500					47.29	270.000	BB										
LW 150 60 0600S							8.36	0.329	15.24	0.600					38.70	221.000	BB										
LW 150 60 0700S							9.91	0.390	17.78	0.700					33.98	194.000	BB										
LW 150 60 0800S							11.25	0.443	20.32	0.800					29.42	168.000	BD										
LW 150 60 1000S							14.10	0.555	25.40	1.000					23.64	135.000	BE										
LW 150 60 1300S							18.44	0.726	33.02	1.300					18.39	105.000	BJ										
LW 150 60 1600S							22.61	0.890	40.64	1.600					14.89	85.000	BM										
LW 150 60 2000S							28.42	1.119	50.80	2.000					11.91	68.000	BQ										
LWM40 100 0914S	40.00	1.575	30.00	1.181	100.00	22.48	2.90	0.114	9.14	0.360	0.41 X 3.38	0.016 X 0.133	3	3.5	16.00	91.358	Z										
LWM40 100 1219S							3.86	0.152	12.19	0.480					12.00	68.519	BA										
LWM40 100 1524S							4.80	0.189	15.24	0.600					9.58	54.701	BB										
LWM40 100 1829S							5.77	0.227	18.29	0.720					7.99	45.622	BB										
LWM40 100 2134S							6.73	0.265	21.34	0.840					6.85	39.113	BC										
LWM40 100 2438S							7.70	0.303	24.38	0.960					5.99	34.202	BE										
LWM40 100 2743S							8.66	0.341	27.43	1.080					5.33	30.434	BG										
LWM40 100 3353S							10.59	0.417	33.53	1.320					4.36	24.895	BJ										
LWM40 100 3962S							12.52	0.493	39.62	1.560					3.69	21.070	BL										
LWM40 150 0914S							150.00	33.72	5.44	0.214					9.14	0.360	0.53 X 3.63	0.021 X 0.143	3	3.5	40.45	230.965	Z				
LWM40 150 1219S																					7.24	0.285	12.19	0.480	30.28	172.896	BA
LWM40 150 1524S																					9.04	0.356	15.24	0.600	24.20	138.180	BB
LWM40 150 1829S																					10.85	0.427	18.29	0.720	20.16	115.112	BB
LWM40 150 2134S	12.65	0.498	21.34	0.840	17.27	98.610					BC																
LWM40 150 2438S	14.48	0.570	24.38	0.960	15.14	86.448					BE																
LWM40 150 2743S	16.28	0.641	27.43	1.080	13.45	76.798					BG																
LWM40 150 3353S	19.89	0.783	33.53	1.320	11.00	62.809					BJ																
LWM40 150 3962S	23.50	0.925	39.62	1.560	9.30	53.102					BL																




# REDUX™ WAVE SPRINGS

● Stainless Steel 17-7 PH

LEE STOCK NUMBER	HOLE DIAMETER		ROD DIAMETER		NOMINAL LOAD		WORKING HEIGHT		FREE HEIGHT		WIRE THICKNESS X RADIAL WALL		TURNS No.	WAVES PER TURN No.	SPRING RATE		PRICE GROUP									
	MM	IN	MM	IN	N	LB	MM	IN	MM	IN	MM	IN			N/MM	LB/IN										
LWM40 300 0914S	40.00	1.575	30.00	1.181	300.00	67.44	5.66	0.223	9.14	0.360	0.46 X 3.38	0.018 X 0.133	3	4.5	86.21	492.250	BB									
LWM40 300 1219S							7.54	0.297	12.19	0.480			4		64.54	368.517	BB									
LWM40 300 1524S							9.42	0.371	15.24	0.600			5		51.58	294.517	BB									
LWM40 300 1829S							11.33	0.446	18.29	0.720			6		43.11	246.154	BC									
LWM40 300 2134S							13.21	0.520	21.34	0.840			7		36.91	210.752	BD									
LWM40 300 2438S							15.09	0.594	24.38	0.960			8		32.27	184.258	BD									
LWM40 300 2743S							16.97	0.668	27.43	1.080			9		28.67	163.703	BF									
LWM40 300 3353S							20.75	0.817	33.53	1.320			11		23.48	134.068	BJ									
LWM40 300 3962S							24.54	0.966	39.62	1.560			13		19.88	113.513	BL									
LW 175 25 0375S	44.45	1.750	34.04	1.340	111.21	25.00	3.94	0.155	9.53	0.375	0.46 X 3.63	0.018 X 0.143	3	3.5	19.97	114.000	Y									
LW 175 25 0500S							5.08	0.200	12.70	0.500			4		14.54	83.000	BA									
LW 175 25 0625S							6.73	0.265	15.88	0.625			5		12.08	69.000	BB									
LW 175 25 0750S							7.87	0.310	19.05	0.750			6		9.98	57.000	BB									
LW 175 25 0870S							9.32	0.367	22.10	0.870			7		8.76	50.000	BB									
LW 175 25 1000S							10.54	0.415	25.40	1.000			8		7.53	43.000	BD									
LW 175 25 1250S							13.28	0.523	31.75	1.250			10		5.95	34.000	BE									
LW 175 25 1500S							16.21	0.638	38.10	1.500			12		5.08	29.000	BJ									
LW 175 25 1750S							18.72	0.737	44.45	1.750			14		4.38	25.000	BM									
LW 175 25 2000S							21.44	0.844	50.80	2.000			16		3.85	22.000	BQ									
LW 175 50 0375S							44.45	1.750	34.04	1.340			222.41		50.00	4.78	0.188	9.53	0.375	0.46 X 3.63	0.018 X 0.143	3	4.5	46.76	267.000	Y
LW 175 50 0500S																6.20	0.244	12.70	0.500			4		34.15	195.000	BA
LW 175 50 0625S																8.00	0.315	15.88	0.625			5		28.20	161.000	BB
LW 175 50 0750S																9.50	0.374	19.05	0.750			6		23.29	133.000	BB
LW 175 50 0870S																11.48	0.452	22.10	0.870			7		21.02	120.000	BB
LW 175 50 1000S																12.83	0.505	25.40	1.000			8		17.69	101.000	BD
LW 175 50 1250S	15.98	0.629	31.75	1.250	10	14.19					81.000	BE														
LW 175 50 1500S	19.51	0.768	38.10	1.500	12	11.91					68.000	BJ														
LW 175 50 1750S	22.83	0.899	44.45	1.750	14	10.33					59.000	BM														
LW 175 50 2000S	26.06	1.026	50.80	2.000	16	8.93					51.000	BQ														
LW 175 90 0375S	44.45	1.750	34.04	1.340	400.34	90.00					5.89	0.232	9.53	0.375	0.61 X 3.76	0.024 X 0.148	3	4.5	110.16			629.000		Y		
LW 175 90 0500S											7.98	0.314	12.70	0.500			4		84.76			484.000		BA		
LW 175 90 0625S											10.39	0.409	15.88	0.625			5		73.03			417.000		BB		
LW 175 90 0750S											12.24	0.482	19.05	0.750			6		58.84			336.000		BB		
LW 175 90 0870S											14.66	0.577	22.10	0.870			7		53.77			307.000		BB		
LW 175 90 1000S											16.54	0.651	25.40	1.000			8		45.18			258.000		BD		
LW 175 90 1250S							20.65	0.813	31.75	1.250	10	36.08	206.000	BE												
LW 175 90 1500S							24.89	0.980	38.10	1.500	12	30.30	173.000	BJ												
LW 175 90 1750S					29.13	1.147	44.45	1.750	14	26.09	149.000	BM														
LW 175 90 2000S					33.45	1.317	50.80	2.000	16	23.12	132.000	BQ														

# REDUX™ WAVE SPRINGS



## ● Stainless Steel 17-7 PH

LEE STOCK NUMBER	HOLE DIAMETER		ROD DIAMETER		NOMINAL LOAD		WORKING HEIGHT		FREE HEIGHT		WIRE THICKNESS X RADIAL WALL		TURNS No.	WAVES PER TURN No.	SPRING RATE		PRICE GROUP							
	MM	IN	MM	IN	N	LB	MM	IN	MM	IN	MM	IN			N/MM	LB/IN								
LWM45 110 0991S	45.00	1.772	35.00	1.378	110.00	24.73	3.38	0.133	9.91	0.390	0.46 X 3.63	0.018 X 0.143	3	3.5	16.85	96.212	Y							
LWM45 110 1321S							4.52	0.178	13.21	0.520					4	12.66	72.287	Z						
LWM45 110 1651S							5.64	0.222	16.51	0.650					5	10.12	57.784	BB						
LWM45 110 1981S							6.76	0.266	19.81	0.780					6	8.43	48.134	BB						
LWM45 110 2311S							7.90	0.311	23.11	0.910					7	7.23	41.283	BC						
LWM45 110 2642S							9.02	0.355	26.42	1.040					8	6.32	36.087	BD						
LWM45 110 2972S							10.16	0.400	29.72	1.170					9	5.62	32.090	BE						
LWM45 110 3632S					12.40	0.488	36.32	1.430	11	4.60			26.266	BJ										
LWM45 110 4293S					14.66	0.577	42.93	1.690	13	3.89			22.212	BM										
LWM45 225 0991S					45.00	1.772	35.00	1.378	225.00	50.58			5.33	0.210	9.91	0.390	0.46 X 3.63	0.018 X 0.143	4	4.5	49.21	280.984	Y	
LWM45 225 1321S													6.99	0.275	13.21	0.520					4	36.16	206.470	Z
LWM45 225 1651S													9.14	0.360	16.51	0.650					5	30.55	174.437	BB
LWM45 225 1981S													10.80	0.425	19.81	0.780					6	24.95	142.462	BB
LWM45 225 2311S	12.70	0.500	23.11	0.910							7	21.61	123.391	BC										
LWM45 225 2642S	14.48	0.570	26.42	1.040							8	18.85	107.632	BD										
LWM45 225 2972S	16.26	0.640	29.72	1.170							9	16.71	95.412	BE										
LWM45 225 3632S	19.81	0.780	36.32	1.430					11	13.63	77.826	BJ												
LWM45 225 4293S	23.37	0.920	42.93	1.690					13	11.50	65.664	BM												
LWM45 400 0991S	45.00	1.772	35.00	1.378					400.00	89.92	6.43	0.253	9.91	0.390	0.61 X 3.76	0.024 X 0.148			3	4.5	114.95	656.353	Y	
LWM45 400 1321S											8.38	0.330	13.21	0.520							4	82.88	473.237	Z
LWM45 400 1651S											11.20	0.441	16.51	0.650							5	75.35	430.241	BB
LWM45 400 1981S											12.95	0.510	19.81	0.780							6	58.33	333.058	BB
LWM45 400 2311S					15.37	0.605	23.11	0.910			7	51.63	294.802	BC										
LWM45 400 2642S					17.27	0.680	26.42	1.040			8	43.74	249.751	BD										
LWM45 400 2972S					19.69	0.775	29.72	1.170			9	39.87	227.654	BE										
LWM45 400 3632S					24.26	0.955	36.32	1.430	11	33.15	189.283	BJ												
LWM45 400 4293S					28.45	1.120	42.93	1.690	13	27.63	157.765	BM												